



PARK PLAZA

VICTORIA AMSTERDAM

---

*Reassuringly Good  
Meetings & Events*

---

# Meet in the heart of Amsterdam

A NATIONAL HERITAGE SITE WITH RICH HISTORY AND A CENTRAL LOCATION.  
THE ICONIC PARK PLAZA VICTORIA IS AN INSPIRING PLACE FOR MEETINGS  
AND SOCIAL GATHERINGS!



**2 min**

WALK TO  
AMSTERDAM  
CENTRAL STATION

**20 min**

TO AMSTERDAM  
SCHIPHOL  
AIRPORT

**15 min**

ZUIDAS  
BUSINESS  
DISTRICT



**9**

FLEXIBLE  
MEETING  
ROOMS

**761 m<sup>2</sup>**

MEETING  
SPACE

**110**

GUEST  
CAPACITY



PRIVATE  
GROUP  
CHECK-IN



HYBRID  
MEETINGS



FULL AV  
CAPABILITIES



**298**

GUEST  
ROOMS

**2**

RESTAURANTS  
& BARS

**1**

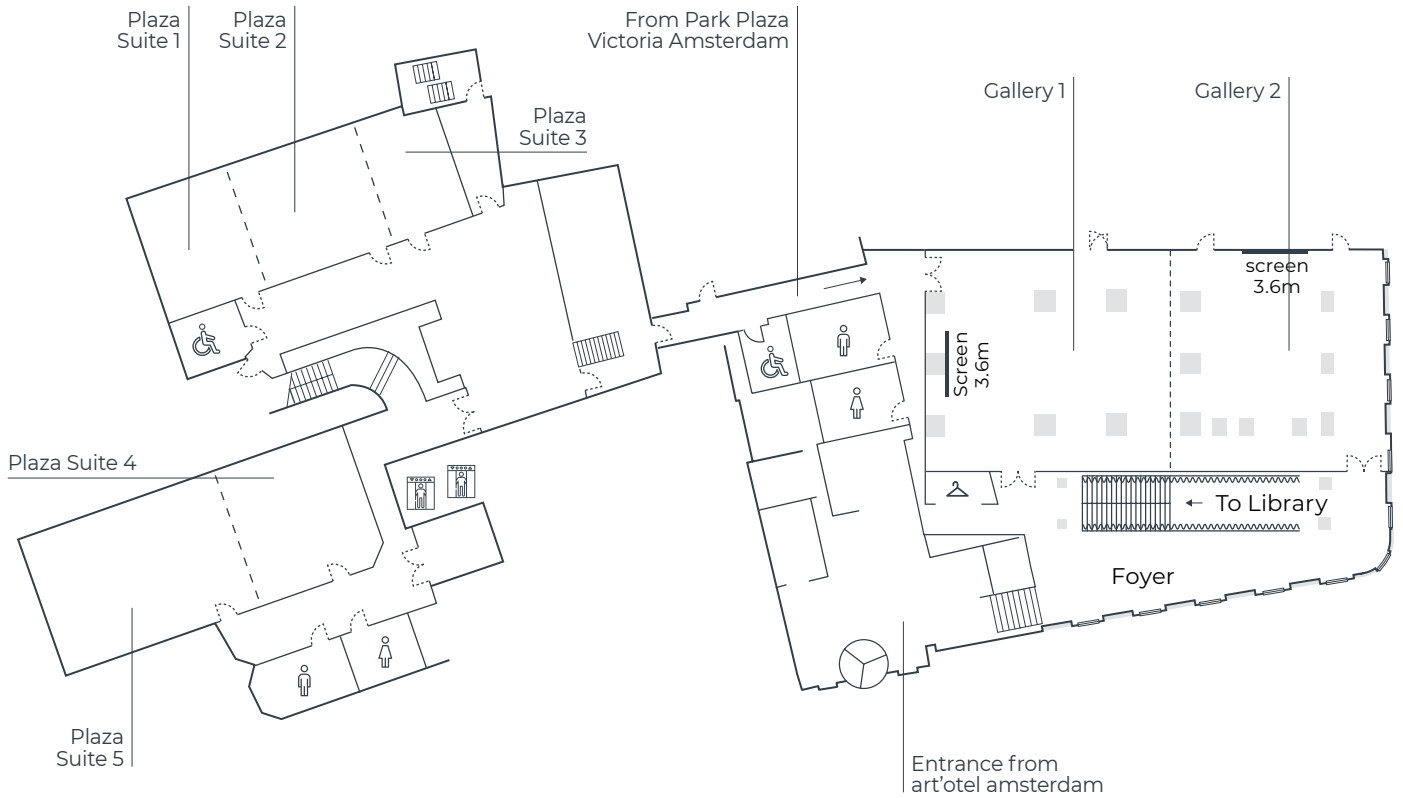
GALLERY

**RADISSON**  
REWARDS  
FOR BUSINESS

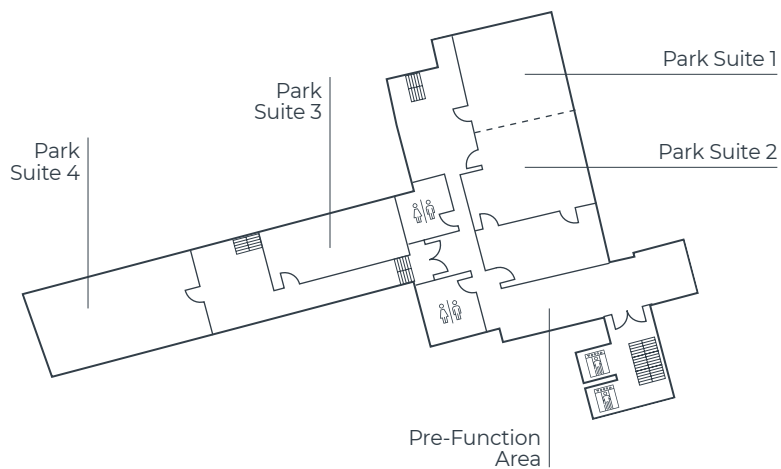


# Floor Plans

## Lower Ground Floor



## Mezzanine



DISCOVER MORE OF THE HOTEL WITH A 3D VIRTUAL TOUR:  
[HTTPS://MY.MATTERPORT.COM/SHOW/?M=JRIZDFJMVQY](https://my.matterport.com/show/?m=JRIZDFJMVQY)

# Capacities


ROOM NAME	DIMENSION W X L X H	SIZE (M <sup>2</sup> )	THEATRE	BOARD ROOM	U- SHAPE	CLASS ROOM	CABARET	DINNER	DINNER DANCE	RECEP- TION
<b>MEZZANINE FLOOR</b>										
Park Suite 1	7.5 x 9.0 x 2.75	68	50	14	20	24	24	40		
Park Suite 1+2	15 x 9.0 x 2.75	135	100	30	36	52	60	80		
Park Suite 2	6.5 x 4.0 x 2.15	68	50	14	20	24	24	40		
Park Suite 3	6.5 x 4.0 x 2.15	26		12						
Park Suite 4	13.5 x 6.0 x 2.75	81	50	20	22	24	24	40		
Pre-function area 1										20
Pre-function area 2										40
<b>LOWER GROUND FLOOR</b>										
Plaza Suite 1	5.5 x 6.5 x 2.6	36	30	14	16	18	20	20		
Plaza Suite 2	7.0 x 6.5 x 2.6	46	45	16	20	24	26	30		
Plaza Suite 3	4.5 x 6.5 x 2.6	29	30	12	12	12	12	12		
Plaza Suite 4	10.5 6.2 x 2.52	65	65	28	28	32	32	50		
Plaza Suite 5	6.8 x 6.2 x 2.52	42	40	12	14	18	20	20		
Plaza Suite 1+2	12.5 x 6.5 x 2.6	81	80	32	32	42	48	50		
Plaza Suite 2+3	11.5 x 6.5 x 2.6	75	60	32	28	36	30	50		
Plaza Suite 1+2+3	17.5 x 6.5 x 2.6	114	110	40	36	60	70	100		
Plaza Suite 4+5	17.5 x 6.5 x 2.52	114	110	36	36	60	70	100		
Pre-function area								80		
<b>GALLERY AT ADJACENT ART'OTEL AMSTERDAM</b>										
Gallery 1		61.6	60			30		70		
Gallery 2		59.4	60			30		40		
Gallery	22.5 x 12.5 x 2.5	300	120	44		60		110	200	200
Lounge	9.5 x 9.5 x 3.1	90								
Library		60								







SPACIOUS MEETINGS




FLEXIBLE FOYERS



HEALTH & FITNESS FACILITIES



GALLERY SPACE



298 GUEST ROOMS



AWARD WINNING DINING

**NEED A QUOTE?**

Our experienced sales team would be delighted to send you a customised proposal. Please contact us on:

groupamsterdam@pphe.com or +31 (0) 20 717 6887

parkplazavictoriaamsterdam.com

parkplaza.com

   @parkplaza